

# Coventry Building Society Availability & Performance Statistics

1 January 2024 to 31 March 2024

Here you can find out about the availability and performance of our Online Services, mobile App and our dedicated interface. These are reported and published online quarterly.

This report shows the availability of service via both our Online Services, mobile App and our dedicated interface.

Where there are zeros for the service response times, it means that the service wasn't used by third party providers.



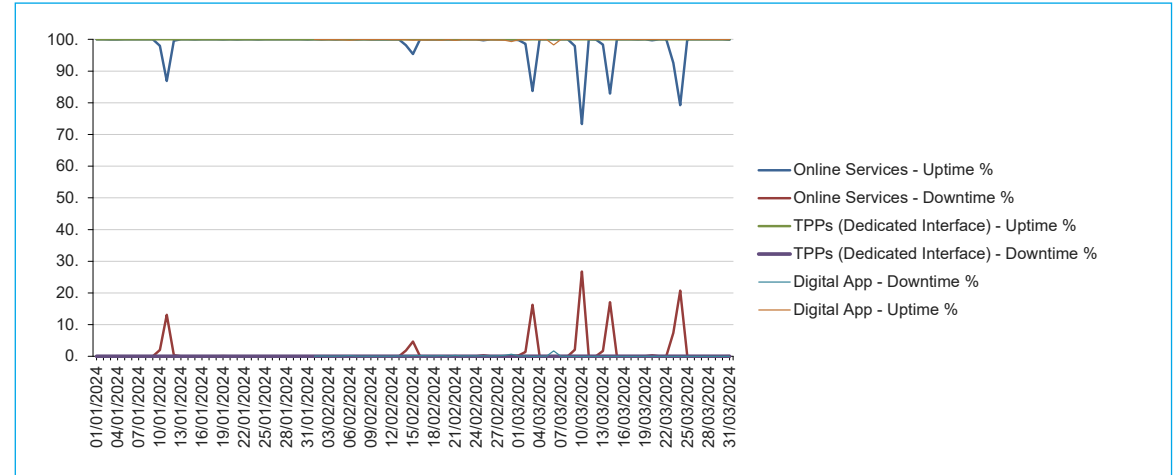
**All together, better**

**COVENTRY** |   
Building Society

# Availability of service: Uptime and downtime

Downtime is the total number of seconds the interface (Online Services, mobile App or dedicated interface) was down in a 24-hour period, starting and ending at midnight.

The percentage of uptime is 100% minus the percentage of downtime.



Date	Online Services - Uptime %	Online Services - Downtime %	TPP's (Dedicated Interface) - Uptime %	TPP's (Dedicated Interface) - Downtime %	Digital App - Uptime %	Digital App - Downtime %
01/01/2024	100.00	0.00	100.00	0.00	0.00	0.00
02/01/2024	100.00	0.00	100.00	0.00	0.00	0.00
03/01/2024	99.99	0.01	100.00	0.00	0.00	0.00
04/01/2024	99.97	0.03	100.00	0.00	0.00	0.00
05/01/2024	100.00	0.00	100.00	0.00	0.00	0.00
06/01/2024	100.00	0.00	100.00	0.00	0.00	0.00
07/01/2024	100.00	0.00	100.00	0.00	0.00	0.00
08/01/2024	100.00	0.00	100.00	0.00	0.00	0.00
09/01/2024	100.00	0.00	100.00	0.00	0.00	0.00
10/01/2024	97.99	2.01	100.00	0.00	0.00	0.00
11/01/2024	86.87	13.13	100.00	0.00	0.00	0.00
12/01/2024	99.62	0.38	100.00	0.00	0.00	0.00

Date	Online Services - Uptime %	Online Services - Downtime %	TPP's (Dedicated Interface) - Uptime %	TPP's (Dedicated Interface) - Downtime %	Digital App - Uptime %	Digital App - Downtime %
13/01/2024	100.00	0.00	100.00	0.00	0.00	0.00
14/01/2024	100.00	0.00	100.00	0.00	0.00	0.00
15/01/2024	99.99	0.01	100.00	0.00	0.00	0.00
16/01/2024	100.00	0.00	100.00	0.00	0.00	0.00
17/01/2024	100.00	0.00	100.00	0.00	0.00	0.00
18/01/2024	100.00	0.00	100.00	0.00	0.00	0.00
19/01/2024	99.95	0.05	100.00	0.00	0.00	0.00
20/01/2024	100.00	0.00	100.00	0.00	0.00	0.00
21/01/2024	99.98	0.02	100.00	0.00	0.00	0.00
22/01/2024	100.00	0.00	100.00	0.00	0.00	0.00
23/01/2024	100.00	0.00	100.00	0.00	0.00	0.00
24/01/2024	99.99	0.01	100.00	0.00	0.00	0.00
25/01/2024	100.00	0.00	100.00	0.00	0.00	0.00
26/01/2024	100.00	0.00	100.00	0.00	0.00	0.00
27/01/2024	100.00	0.00	100.00	0.00	0.00	0.00
28/01/2024	100.00	0.00	100.00	0.00	0.00	0.00
29/01/2024	100.00	0.00	100.00	0.00	0.00	0.00
30/01/2024	100.00	0.00	100.00	0.00	0.00	0.00
31/01/2024	99.97	0.03	100.00	0.00	0.00	0.00
01/02/2024	100.00	0.00	100.00	0.00	99.97	0.03
02/02/2024	99.99	0.01	100.00	0.00	99.91	0.09
03/02/2024	100.00	0.00	100.00	0.00	99.96	0.04
04/02/2024	99.98	0.02	100.00	0.00	99.95	0.05
05/02/2024	100.00	0.00	100.00	0.00	99.89	0.11

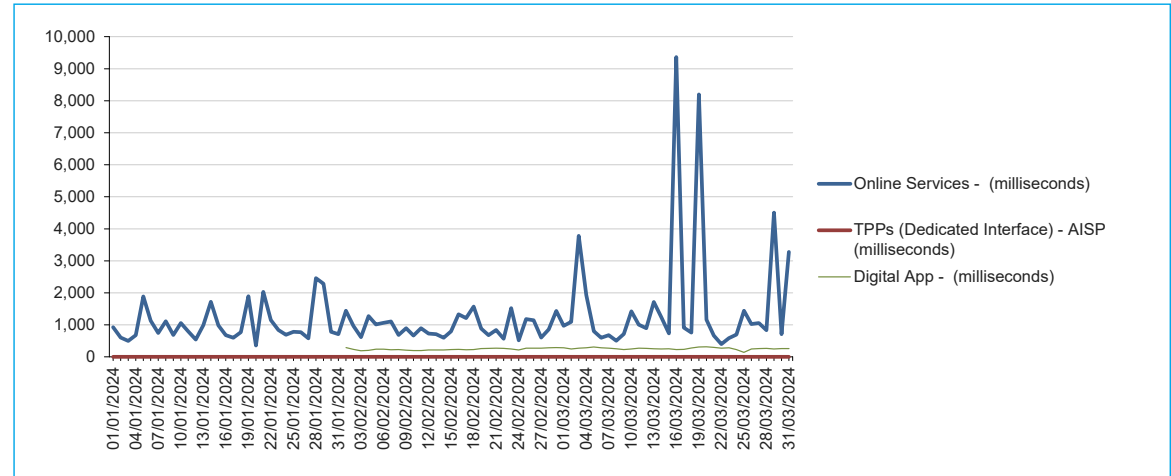
Date	Online Services - Uptime %	Online Services - Downtime %	TPP's (Dedicated Interface) - Uptime %	TPP's (Dedicated Interface) - Downtime %	Digital App - Uptime %	Digital App - Downtime %
06/02/2024	100.00	0.00	100.00	0.00	99.77	0.23
07/02/2024	99.99	0.01	100.00	0.00	99.96	0.04
08/02/2024	100.00	0.00	100.00	0.00	99.97	0.03
09/02/2024	99.97	0.03	100.00	0.00	99.94	0.06
10/02/2024	99.96	0.04	100.00	0.00	99.97	0.03
11/02/2024	99.98	0.02	100.00	0.00	99.97	0.03
12/02/2024	99.96	0.04	100.00	0.00	99.94	0.06
13/02/2024	99.99	0.01	100.00	0.00	99.91	0.09
14/02/2024	98.19	1.81	100.00	0.00	99.9	0.1
15/02/2024	95.35	4.65	100.00	0.00	99.74	0.26
16/02/2024	100.00	0.00	100.00	0.00	99.79	0.21
17/02/2024	99.99	0.01	100.00	0.00	99.8	0.2
18/02/2024	99.99	0.01	100.00	0.00	99.88	0.12
19/02/2024	99.97	0.03	100.00	0.00	99.77	0.23
20/02/2024	99.99	0.01	100.00	0.00	99.95	0.05
21/02/2024	99.99	0.01	100.00	0.00	99.68	0.32
22/02/2024	100.00	0.00	100.00	0.00	99.92	0.08
23/02/2024	100.00	0.00	100.00	0.00	99.84	0.16
24/02/2024	100.00	0.00	100.00	0.00	99.87	0.13
25/02/2024	99.70	0.30	100.00	0.00	99.8	0.2
26/02/2024	100.00	0.00	100.00	0.00	99.88	0.12
27/02/2024	100.00	0.00	100.00	0.00	99.8	0.2
28/02/2024	100.00	0.00	100.00	0.00	99.72	0.28
29/02/2024	99.94	0.06	100.00	0.00	99.33	0.67

Date	Online Services - Uptime %	Online Services - Downtime %	TPP's (Dedicated Interface) - Uptime %	TPP's (Dedicated Interface) - Downtime %	Digital App - Uptime %	Digital App - Downtime %
01/03/2024	99.76	0.24	100.00	0.00	99.86	0.14
02/03/2024	98.61	1.39	100.00	0.00	99.9	0.1
03/03/2024	83.72	16.28	100.00	0.00	100	0
04/03/2024	100.00	0.00	100.00	0.00	99.96	0.04
05/03/2024	100.00	0.00	100.00	0.00	99.94	0.06
06/03/2024	99.99	0.01	100.00	0.00	98.28	1.72
07/03/2024	100.00	0.00	100.00	0.00	99.94	0.06
08/03/2024	100.00	0.00	100.00	0.00	100	0
09/03/2024	97.92	2.08	100.00	0.00	100	0
10/03/2024	73.26	26.74	100.00	0.00	100	0
11/03/2024	100.00	0.00	100.00	0.00	100	0
12/03/2024	99.98	0.02	100.00	0.00	100	0
13/03/2024	98.33	1.67	100.00	0.00	100	0
14/03/2024	82.92	17.08	100.00	0.00	100	0
15/03/2024	100.00	0.00	100.00	0.00	100	0
16/03/2024	100.00	0.00	100.00	0.00	100	0
17/03/2024	100.00	0.00	100.00	0.00	100	0
18/03/2024	99.97	0.03	100.00	0.00	100	0
19/03/2024	100.00	0.00	100.00	0.00	100	0
20/03/2024	99.70	0.30	100.00	0.00	100	0
21/03/2024	100.00	0.00	100.00	0.00	100	0
22/03/2024	100.00	0.00	100.00	0.00	100	0
23/03/2024	92.57	7.43	100.00	0.00	100	0
24/03/2024	79.24	20.76	100.00	0.00	100	0

Date	Online Services - Uptime %	Online Services - Downtime %	TPP's (Dedicated Interface) - Uptime %	TPP's (Dedicated Interface) - Downtime %	Digital App - Uptime %	Digital App - Downtime %
25/03/2024	100.00	0.00	100.00	0.00	100	0
26/03/2024	100.00	0.00	100.00	0.00	100	0
27/03/2024	100.00	0.00	100.00	0.00	100	0
28/03/2024	100.00	0.00	100.00	0.00	100	0
29/03/2024	100.00	0.00	100.00	0.00	100	0
30/03/2024	100.00	0.00	100.00	0.00	100	0
31/03/2024	99.93	0.07	100.00	0.00	100	0

# Performance: Account information average response time - Average time per request

This shows the daily average response time taken in milliseconds to provide account information to customers directly and through a dedicated interface.



Date	Online Services - (milliseconds)	TPP's (Dedicated Interface) - AISP (milliseconds)	Digital App - (milliseconds)
01/01/2024	926	0	0
02/01/2024	603	0	0
03/01/2024	501	0	0
04/01/2024	677	0	0
05/01/2024	1,890	0	0
06/01/2024	1,129	0	0
07/01/2024	747	0	0
08/01/2024	1,114	0	0
09/01/2024	682	0	0
10/01/2024	1,054	0	0
11/01/2024	795	0	0

Date	Online Services - (milliseconds)	TPP's (Dedicated Interface) - AISP (milliseconds)	Digital App - (milliseconds)
12/01/2024	541	0	0
13/01/2024	991	0	0
14/01/2024	1,721	0	0
15/01/2024	982	0	0
16/01/2024	680	0	0
17/01/2024	598	0	0
18/01/2024	772	0	0
19/01/2024	1,895	0	0
20/01/2024	356	0	0
21/01/2024	2,030	0	0
22/01/2024	1,147	0	0
23/01/2024	842	0	0
24/01/2024	690	0	0
25/01/2024	786	0	0
26/01/2024	769	0	0
27/01/2024	580	0	0
28/01/2024	2,458	0	0
29/01/2024	2,286	0	0
30/01/2024	782	0	0
31/01/2024	712	0	0
01/02/2024	1,442	0	248
02/02/2024	966	0	203
03/02/2024	616	0	168
04/02/2024	1,272	0	172



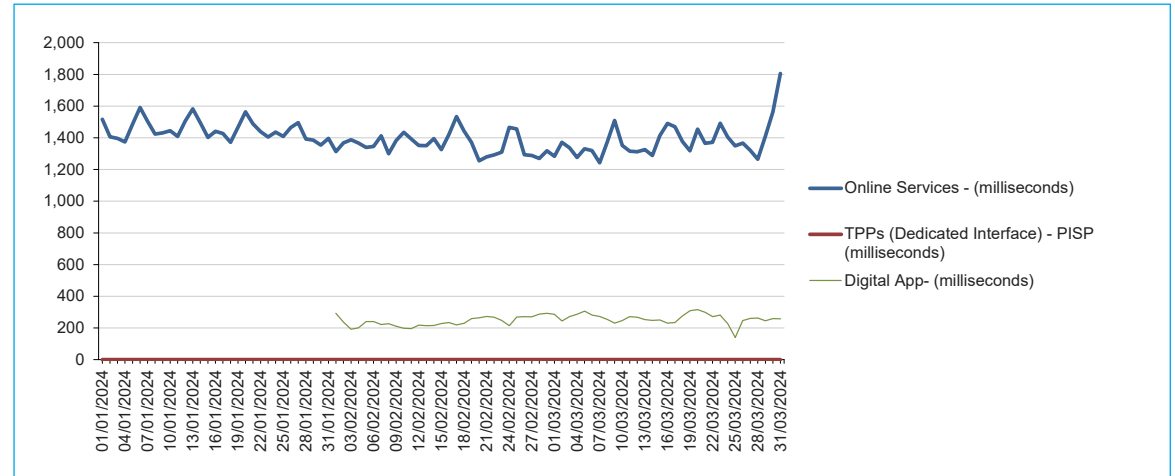
Date	Online Services - (milliseconds)	TPP's (Dedicated Interface) - AISP (milliseconds)	Digital App - (milliseconds)
05/02/2024	1,014	0	209
06/02/2024	1,064	0	203
07/02/2024	1,104	0	198
08/02/2024	684	0	196
09/02/2024	898	0	185
10/02/2024	664	0	173
11/02/2024	895	0	169
12/02/2024	727	0	189
13/02/2024	707	0	181
14/02/2024	598	0	181
15/02/2024	793	0	190
16/02/2024	1,332	0	204
17/02/2024	1,209	0	188
18/02/2024	1,572	0	194
19/02/2024	884	0	221
20/02/2024	680	0	225
21/02/2024	838	0	225
22/02/2024	564	0	226
23/02/2024	1,520	0	216
24/02/2024	515	0	185
25/02/2024	1,183	0	224
26/02/2024	1,142	0	224
27/02/2024	601	0	225
28/02/2024	860	0	248

Date	Online Services - (milliseconds)	TPP's (Dedicated Interface) - AISP (milliseconds)	Digital App - (milliseconds)
29/02/2024	1,433	0	250
01/03/2024	971	0	253
02/03/2024	1,095	0	219
03/03/2024	3,780	0	243
04/03/2024	1,929	0	252
05/03/2024	804	0	274
06/03/2024	598	0	250
07/03/2024	676	0	243
08/03/2024	505	0	236
09/03/2024	718	0	213
10/03/2024	1,423	0	220
11/03/2024	1,006	0	243
12/03/2024	897	0	234
13/03/2024	1,712	0	230
14/03/2024	1,236	0	221
15/03/2024	734	0	229
16/03/2024	9,362	0	212
17/03/2024	913	0	214
18/03/2024	756	0	247
19/03/2024	8,200	0	277
20/03/2024	1,162	0	278
21/03/2024	668	0	268
22/03/2024	399	0	247
23/03/2024	585	0	249

Date	Online Services - (milliseconds)	TPP's (Dedicated Interface) - AISP (milliseconds)	Digital App - (milliseconds)
24/03/2024	699	0	204
25/03/2024	1,443	0	140
26/03/2024	1,026	0	222
27/03/2024	1,059	0	233
28/03/2024	834	0	234
29/03/2024	4,503	0	220
30/03/2024	709	0	234
31/03/2024	3,280	0	235

# Performance: Payment transactions average response time - Average time per request

This shows the daily average response time taken in milliseconds to complete payment for customers within our Online Services and through a dedicated interface.



Date	Online Services - (milliseconds)	TPPs (Dedicated Interface) - PISP (milliseconds)	Digital App - (milliseconds)
01/01/2024	1,517	0	0
02/01/2024	1,406	0	0
03/01/2024	1,396	0	0
04/01/2024	1,374	0	0
05/01/2024	1,487	0	0
06/01/2024	1,591	0	0
07/01/2024	1,504	0	0
08/01/2024	1,424	0	0
09/01/2024	1,431	0	0
10/01/2024	1,445	0	0
11/01/2024	1,409	0	0

Date	Online Services - (milliseconds)	TPP's (Dedicated Interface) - PISP (milliseconds)	Digital App - (milliseconds)
12/01/2024	1,507	0	0
13/01/2024	1,582	0	0
14/01/2024	1,496	0	0
15/01/2024	1,403	0	0
16/01/2024	1,441	0	0
17/01/2024	1,427	0	0
18/01/2024	1,371	0	0
19/01/2024	1,467	0	0
20/01/2024	1,564	0	0
21/01/2024	1,488	0	0
22/01/2024	1,438	0	0
23/01/2024	1,405	0	0
24/01/2024	1,436	0	0
25/01/2024	1,409	0	0
26/01/2024	1,464	0	0
27/01/2024	1,496	0	0
28/01/2024	1,393	0	0
29/01/2024	1,385	0	0
30/01/2024	1,354	0	0
31/01/2024	1,396	0	0
01/02/2024	1,313	0	815
02/02/2024	1,368	0	686
03/02/2024	1,388	0	601
04/02/2024	1,366	0	578

Date	Online Services - (milliseconds)	TPP's (Dedicated Interface) - PISP (milliseconds)	Digital App - (milliseconds)
05/02/2024	1,339	0	531
06/02/2024	1,345	0	617
07/02/2024	1,412	0	513
08/02/2024	1,299	0	615
09/02/2024	1,382	0	558
10/02/2024	1,435	0	575
11/02/2024	1,392	0	563
12/02/2024	1,351	0	578
13/02/2024	1,350	0	599
14/02/2024	1,395	0	624
15/02/2024	1,325	0	639
16/02/2024	1,422	0	643
17/02/2024	1,534	0	624
18/02/2024	1,444	0	687
19/02/2024	1,371	0	668
20/02/2024	1,255	0	672
21/02/2024	1,279	0	699
22/02/2024	1,292	0	684
23/02/2024	1,309	0	614
24/02/2024	1,466	0	626
25/02/2024	1,456	0	719
26/02/2024	1,293	0	705
27/02/2024	1,288	0	671
28/02/2024	1,270	0	557

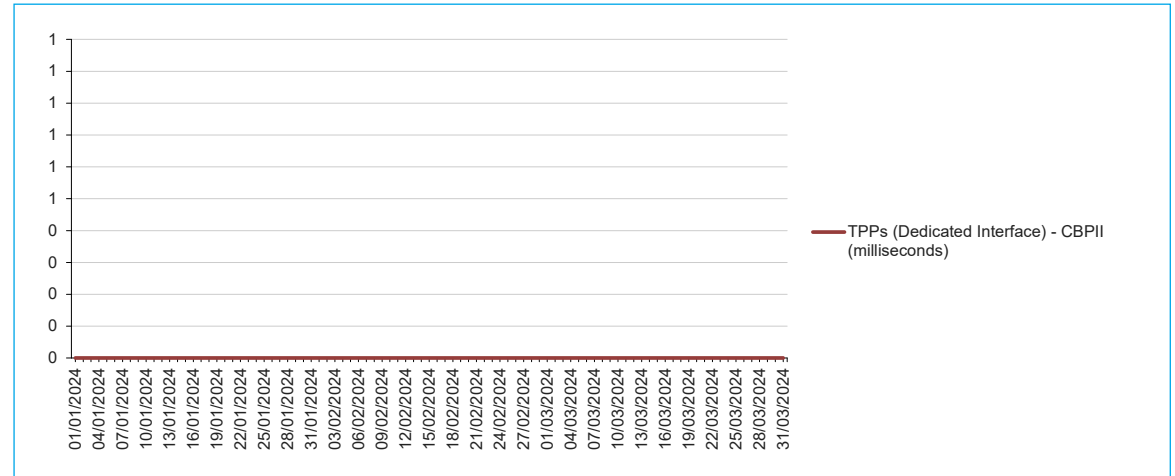
Date	Online Services - (milliseconds)	TPP's (Dedicated Interface) - PISP (milliseconds)	Digital App - (milliseconds)
29/02/2024	1,318	0	513
01/03/2024	1,283	0	477
02/03/2024	1,371	0	443
03/03/2024	1,337	0	470
04/03/2024	1,276	0	476
05/03/2024	1,331	0	486
06/03/2024	1,319	0	496
07/03/2024	1,242	0	482
08/03/2024	1,372	0	463
09/03/2024	1,509	0	442
10/03/2024	1,352	0	526
11/03/2024	1,316	0	461
12/03/2024	1,312	0	504
13/03/2024	1,325	0	447
14/03/2024	1,288	0	493
15/03/2024	1,413	0	441
16/03/2024	1,491	0	438
17/03/2024	1,469	0	484
18/03/2024	1,377	0	496
19/03/2024	1,318	0	509
20/03/2024	1,454	0	508
21/03/2024	1,365	0	483
22/03/2024	1,371	0	470
23/03/2024	1,492	0	493

Date	Online Services - (milliseconds)	TPP's (Dedicated Interface) - PISP (milliseconds)	Digital App - (milliseconds)
24/03/2024	1,405	0	513
25/03/2024	1,349	0	0
26/03/2024	1,366	0	473
27/03/2024	1,320	0	498
28/03/2024	1,265	0	534
29/03/2024	1,411	0	474
30/03/2024	1,564	0	469
31/03/2024	1,806	0	499



# Performance: Confirmation of funds average response time - Average time per request

This shows the daily average response time taken in milliseconds to provide confirmation of available funds via our Online Services and through a dedicated interface.



Date	TPPs (Dedicated Interface) - CBPII (milliseconds)
01/01/2024	0
02/01/2024	0
03/01/2024	0
04/01/2024	0
05/01/2024	0
06/01/2024	0
07/01/2024	0
08/01/2024	0
09/01/2024	0
10/01/2024	0
11/01/2024	0

Date	TPP's (Dedicated Interface) - CBPII (milliseconds)
12/01/2024	0
13/01/2024	0
14/01/2024	0
15/01/2024	0
16/01/2024	0
17/01/2024	0
18/01/2024	0
19/01/2024	0
20/01/2024	0
21/01/2024	0
22/01/2024	0
23/01/2024	0
24/01/2024	0
25/01/2024	0
26/01/2024	0
27/01/2024	0
28/01/2024	0
29/01/2024	0
30/01/2024	0
31/01/2024	0
01/02/2024	0
02/02/2024	0
03/02/2024	0
04/02/2024	0

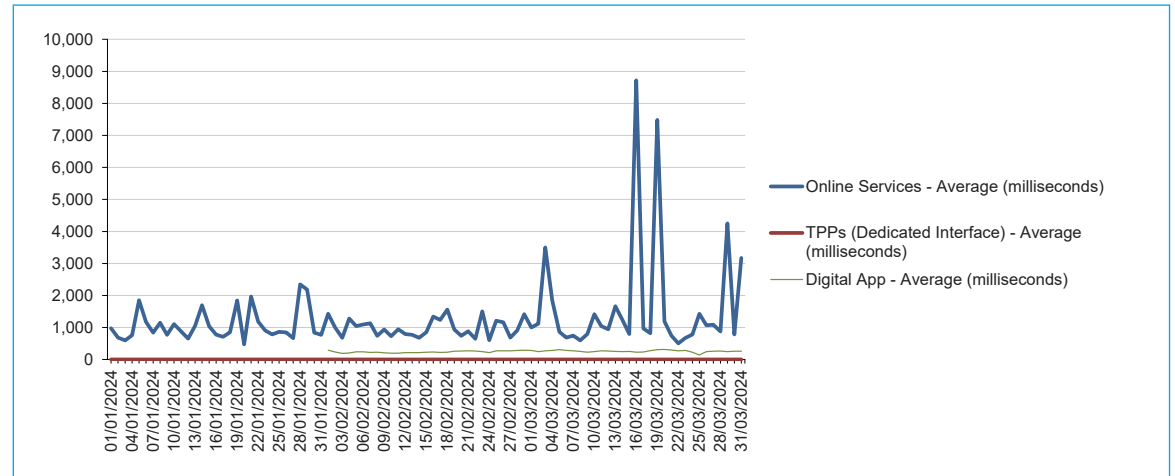
Date	TPP's (Dedicated Interface) - CBPII (milliseconds)
05/02/2024	0
06/02/2024	0
07/02/2024	0
08/02/2024	0
09/02/2024	0
10/02/2024	0
11/02/2024	0
12/02/2024	0
13/02/2024	0
14/02/2024	0
15/02/2024	0
16/02/2024	0
17/02/2024	0
18/02/2024	0
19/02/2024	0
20/02/2024	0
21/02/2024	0
22/02/2024	0
23/02/2024	0
24/02/2024	0
25/02/2024	0
26/02/2024	0
27/02/2024	0
28/02/2024	0

Date	TPP's (Dedicated Interface) - CBPII (milliseconds)
29/02/2024	0
01/03/2024	0
02/03/2024	0
03/03/2024	0
04/03/2024	0
05/03/2024	0
06/03/2024	0
07/03/2024	0
08/03/2024	0
09/03/2024	0
10/03/2024	0
11/03/2024	0
12/03/2024	0
13/03/2024	0
14/03/2024	0
15/03/2024	0
16/03/2024	0
17/03/2024	0
18/03/2024	0
19/03/2024	0
20/03/2024	0
21/03/2024	0
22/03/2024	0
23/03/2024	0

Date	TPP's (Dedicated Interface) - CBPII (milliseconds)
24/03/2024	0
25/03/2024	0
26/03/2024	0
27/03/2024	0
28/03/2024	0
29/03/2024	0
30/03/2024	0
31/03/2024	0

# Performance: Average Response Time

This shows the daily average response time taken in milliseconds for all request types via our Online Services and dedicated interface.



Date	Online Sevices - Average (milliseconds)	TPP's (Dedicated Interface) - Average (milliseconds)	Digital App - Average (milliseconds)
01/01/2024	976	0	0
02/01/2024	685	0	0
03/01/2024	599	0	0
04/01/2024	757	0	0
05/01/2024	1,849	0	0
06/01/2024	1,174	0	0
07/01/2024	838	0	0
08/01/2024	1,152	0	0
09/01/2024	774	0	0
10/01/2024	1,103	0	0
11/01/2024	877	0	0
12/01/2024	652	0	0
13/01/2024	1,053	0	0

Date	Online Sevices - Average (milliseconds)	TPP's (Dedicated Interface) - Average (milliseconds)	Digital App - Average (milliseconds)
14/01/2024	1,694	0	0
15/01/2024	1,037	0	0
16/01/2024	780	0	0
17/01/2024	706	0	0
18/01/2024	853	0	0
19/01/2024	1,847	0	0
20/01/2024	475	0	0
21/01/2024	1,967	0	0
22/01/2024	1,183	0	0
23/01/2024	908	0	0
24/01/2024	784	0	0
25/01/2024	866	0	0
26/01/2024	843	0	0
27/01/2024	663	0	0
28/01/2024	2,345	0	0
29/01/2024	2,188	0	0
30/01/2024	839	0	0
31/01/2024	774	0	0
01/02/2024	1,430	0	292
02/02/2024	1,001	0	237
03/02/2024	677	0	192
04/02/2024	1,281	0	201
05/02/2024	1,047	0	241
06/02/2024	1,091	0	240

Date	Online Sevices - Average (milliseconds)	TPP's (Dedicated Interface) - Average (milliseconds)	Digital App - Average (milliseconds)
07/02/2024	1,133	0	222
08/02/2024	742	0	227
09/02/2024	941	0	211
10/02/2024	729	0	198
11/02/2024	946	0	196
12/02/2024	793	0	218
13/02/2024	774	0	214
14/02/2024	679	0	216
15/02/2024	852	0	228
16/02/2024	1,341	0	234
17/02/2024	1,237	0	219
18/02/2024	1,558	0	229
19/02/2024	937	0	259
20/02/2024	743	0	264
21/02/2024	885	0	273
22/02/2024	646	0	268
23/02/2024	1,500	0	248
24/02/2024	603	0	214
25/02/2024	1,214	0	269
26/02/2024	1,159	0	272
27/02/2024	686	0	270
28/02/2024	908	0	287
29/02/2024	1,419	0	293
01/03/2024	999	0	286

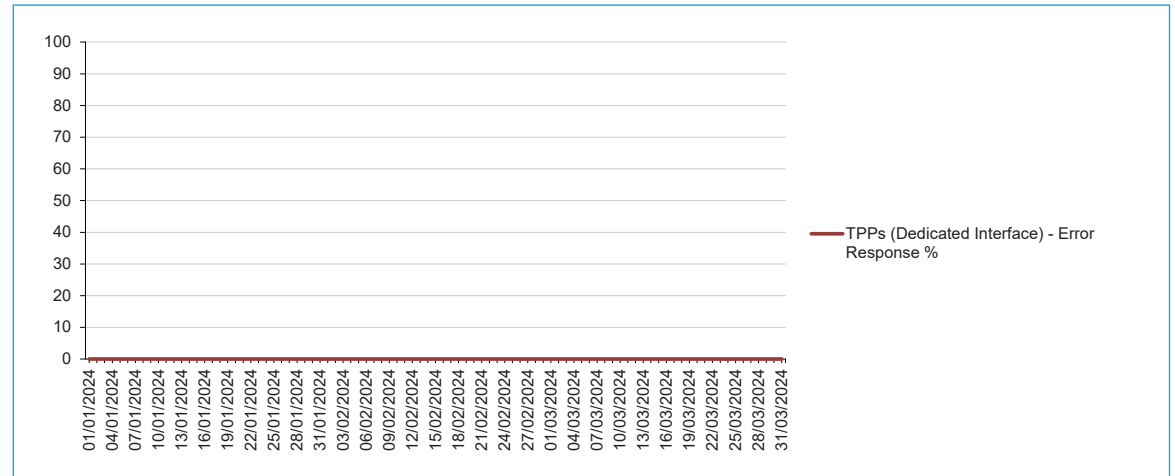


Date	Online Sevices - Average (milliseconds)	TPP's (Dedicated Interface) - Average (milliseconds)	Digital App - Average (milliseconds)
02/03/2024	1,119	0	244
03/03/2024	3,502	0	272
04/03/2024	1,852	0	286
05/03/2024	866	0	306
06/03/2024	687	0	282
07/03/2024	748	0	273
08/03/2024	597	0	254
09/03/2024	795	0	231
10/03/2024	1,415	0	247
11/03/2024	1,045	0	272
12/03/2024	946	0	268
13/03/2024	1,666	0	253
14/03/2024	1,242	0	248
15/03/2024	794	0	250
16/03/2024	8,720	0	230
17/03/2024	969	0	234
18/03/2024	822	0	277
19/03/2024	7,486	0	309
20/03/2024	1,193	0	316
21/03/2024	748	0	299
22/03/2024	502	0	272
23/03/2024	671	0	282
24/03/2024	783	0	227
25/03/2024	1,431	0	140

Date	Online Sevices - Average (milliseconds)	TPP's (Dedicated Interface) - Average (milliseconds)	Digital App - Average (milliseconds)
26/03/2024	1,068	0	247
27/03/2024	1,089	0	260
28/03/2024	877	0	263
29/03/2024	4,251	0	245
30/03/2024	781	0	259
31/03/2024	3,170	0	258

# Performance: Error Response Rate

This shows the daily volume (in percentage) where there was an error by Coventry Building Society when giving a response to a request by customers or a TPP.



Date	Error response rate (%)
01/01/2024	0.00
02/01/2024	0.00
03/01/2024	0.00
04/01/2024	0.00
05/01/2024	0.00
06/01/2024	0.00
07/01/2024	0.00
08/01/2024	0.00
09/01/2024	0.00
10/01/2024	0.00
11/01/2024	0.00
12/01/2024	0.00
13/01/2024	0.00

Date	Error response rate (%)
14/01/2024	0.00
15/01/2024	0.00
16/01/2024	0.00
17/01/2024	0.00
18/01/2024	0.00
19/01/2024	0.00
20/01/2024	0.00
21/01/2024	0.00
22/01/2024	0.00
23/01/2024	0.00
24/01/2024	0.00
25/01/2024	0.00
26/01/2024	0.00
27/01/2024	0.00
28/01/2024	0.00
29/01/2024	0.00
30/01/2024	0.00
31/01/2024	0.00
01/02/2024	0.00
02/02/2024	0.00
03/02/2024	0.00
04/02/2024	0.00
05/02/2024	0.00
06/02/2024	0.00
07/02/2024	0.00

Date	Error response rate (%)
08/02/2024	0.00
09/02/2024	0.00
10/02/2024	0.00
11/02/2024	0.00
12/02/2024	0.00
13/02/2024	0.00
14/02/2024	0.00
15/02/2024	0.00
16/02/2024	0.00
17/02/2024	0.00
18/02/2024	0.00
19/02/2024	0.00
20/02/2024	0.00
21/02/2024	0.00
22/02/2024	0.00
23/02/2024	0.00
24/02/2024	0.00
25/02/2024	0.00
26/02/2024	0.00
27/02/2024	0.00
28/02/2024	0.00
29/02/2024	0.00
01/03/2024	0.00
02/03/2024	0.00
03/03/2024	0.00

Date	Error response rate (%)
04/03/2024	0.00
05/03/2024	0.00
06/03/2024	0.00
07/03/2024	0.00
08/03/2024	0.00
09/03/2024	0.00
10/03/2024	0.00
11/03/2024	0.00
12/03/2024	0.00
13/03/2024	0.00
14/03/2024	0.00
15/03/2024	0.00
16/03/2024	0.00
17/03/2024	0.00
18/03/2024	0.00
19/03/2024	0.00
20/03/2024	0.00
21/03/2024	0.00
22/03/2024	0.00
23/03/2024	0.00
24/03/2024	0.00
25/03/2024	0.00
26/03/2024	0.00
27/03/2024	0.00
28/03/2024	0.00

Date	Error response rate (%)
29/03/2024	0.00
30/03/2024	0.00
31/03/2024	0.00